



# Germany



Population  
83 155 031



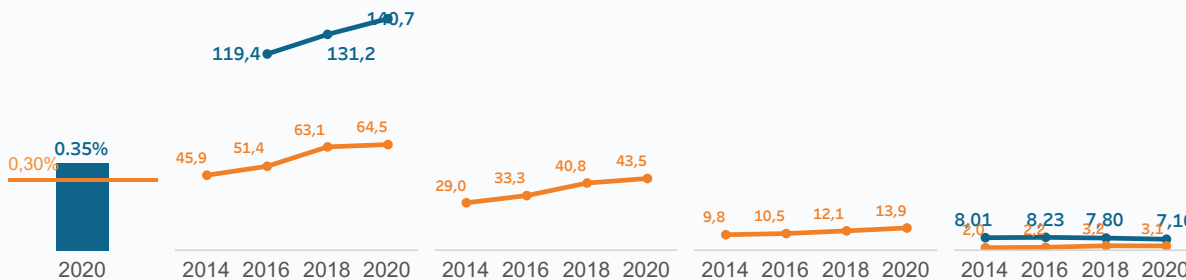
GDP per capita  
40 027 €  
CoE Median 20 301 €



Avg gross annual salary  
52 464 €  
CoE Median 20 612 €

## Implemented judicial system budget

Judicial system	Courts	Prosecution services	Legal aid
0.35% of GDP	140.7 per inh.	NA per inh.	7.10 per inh.
CoE Median : 0,30%	CoE Median : 64,50	CoE Median : 43,53	CoE Median : 3,08



**Budget :** In Germany, the budgets of courts and public prosecution services cannot be separated and only the judicial system budget (12 176 683 899€) is analysed. Germany is one of the five countries with highest spending in judicial system per inhabitant (146 €) and also follows the European trend of increasing budget over years. The legal aid budget, on the other side, is close the CoE median with around 7 € per inhabitant that represents only 6% of the German judicial system budget. The tendency for legal aid shows even slight decrease over years.

### Salaries of judges and prosecutors

Germany belongs to the richest group of countries by GDP per capita but the absolute salaries of judges remain on the CoE median level. The situation for prosecutors' salaries is the same as for judges within Germany but it seems a bit different from most of European systems where prosecutors have slightly lower salaries than judges.

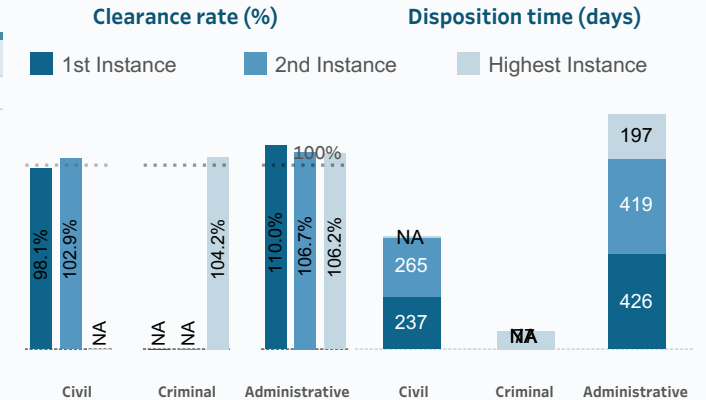
### ICT in judiciary

The ICT index for Germany of 7,6 is on the same level as in last cycle which is above the CoE median. At present, almost all federal and Lander courts have to enable reception of e-documents and lawyers and other legal professionals are obliged to open an e-communication channel with the courts. There is also regulation in place foreseeing obligatory e-documentation exchange as early as beginning of 2022.

### Gender balance

For prosecutors the ratio men/women is slightly below the CoE median in respect of women but has significantly increased since 2012. This information is not available for judges. Germany is one of the five CoE countries that have specially dedicated person in courts and prosecution services responsible for gender balance and equal opportunities (equal opportunities officer).

## Efficiency



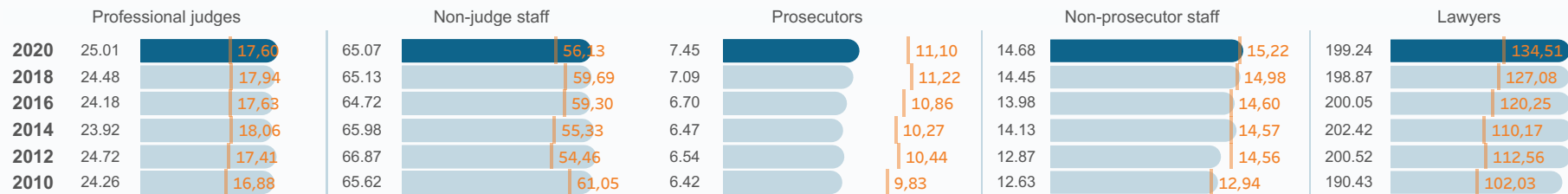
**Efficiency:** According to available data, in 2020, the courts are more efficient in civil cases on first and second instance than in administrative, similarly as the European tendency. Criminal cases are not available for analysis.

The European trend of decrease of number of incoming and resolved cases during the pandemic seems to be existing in Germany only for administrative cases in both first and second instance. This affected more incoming than resolved cases and consequently the number of pending cases was reduced as well as their DT. Nevertheless, they still remain the least efficient category in Germany. Civil and commercial litigious cases in the first instance seem not to be too much affected by COVID-19 and unexpectedly the number of both incoming and resolved cases in the second instance increased considerable.

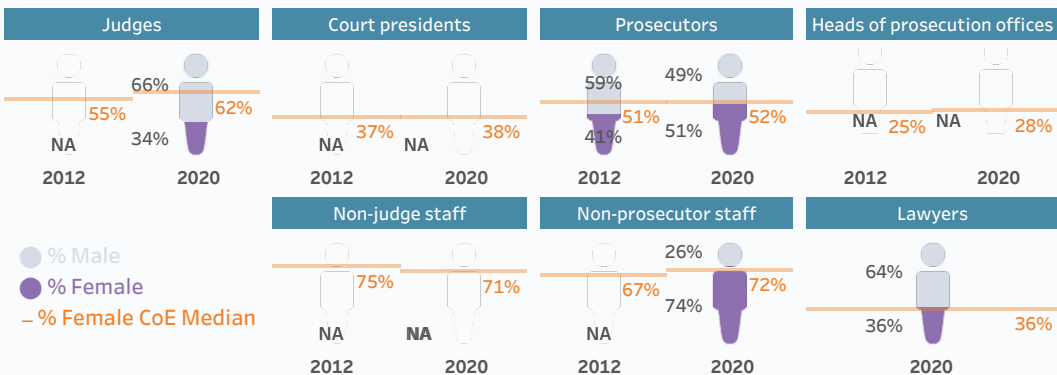


## Human resources (per 100 000 inhabitants)

Germany CoE Median



## Gender balance

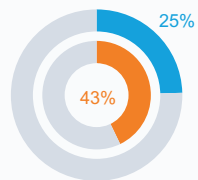


## Absolute gross salaries

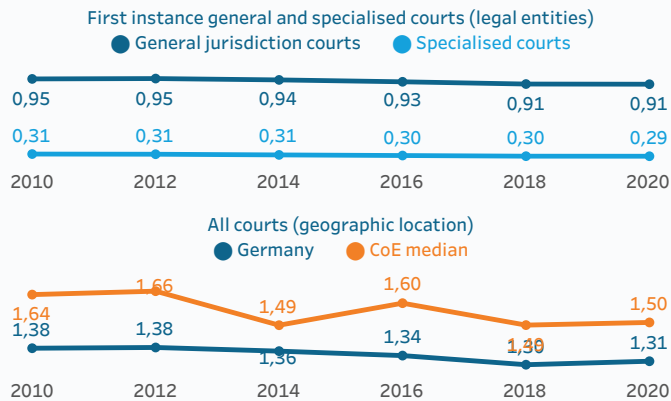


## Courts (per 100 000 inhabitants)

Distribution (%) of 1st instance specialised and general jurisdic...



Specialised courts  
General courts  
CoE median



## ICT in judiciary..

Index	Total	Value	Ratio with average a..
Deployment rate	Total	7.58	6,5
	Civil	7.92	6,6
	Criminal	7.96	5,7
Communication with courts	Administrative	7.68	6,1
	Civil	9.38	6,1
	Criminal	9.38	4,1
Courts and case management	Administrative	8.92	5,0
	Civil	5.71	7,3
	Criminal	5.71	7,3
Decision support	Administrative	5.71	7,4
	Civil	7.71	7,8
	Criminal	7.97	7,8

## CEPEJ efficiency indicators

Clearance Rate (CR) = (Resolved cases / Incoming cases) \* 100

CR > 100%, court/judicial system is able to resolve more cases than it received => backlog is decreasing

CR < 100%, court/judicial system is able to resolve fewer cases than it received => backlog is increasing

Disposition Time (DT) = (Pending cases / Resolved cases) \* 365

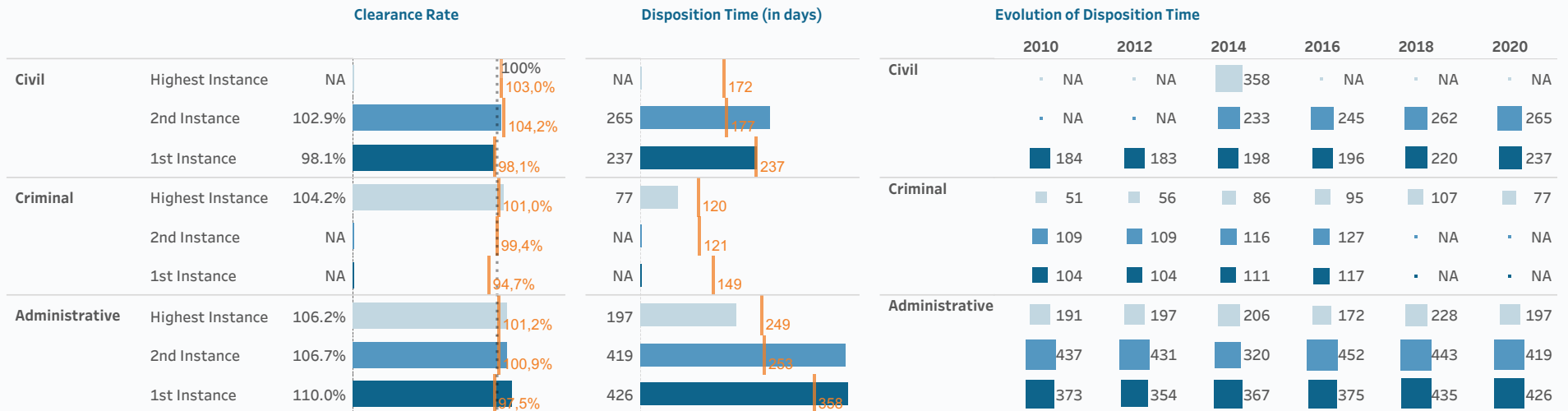
The Disposition Time (DT) is the theoretical time for a pending case to be resolved, taken into consideration the current pace of work

Instance

Highest Instance

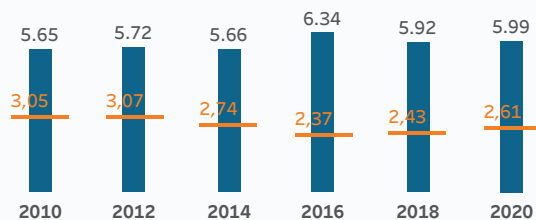
2nd Instance

1st Instance

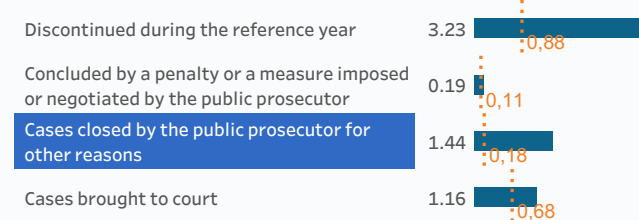


## Public prosecution services

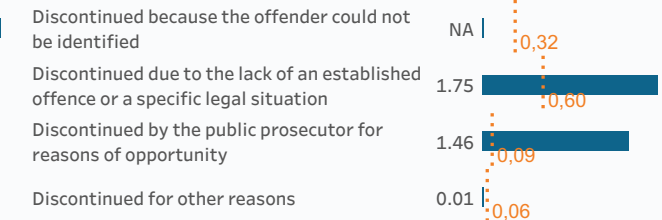
Total number of criminal cases of 1st instance per 100 inhabitants



Distribution of processed cases per 100 inhabitants



Distribution of discontinued cases per 100 inhabitants



Note: There are different methodologies on calculating number of cases in prosecution statistics by event or by perpetrator. CEPEJ collects data per case (event) but some countries present it by perpetrator.

## Judiciary related websites

1. Legal texts

<https://www.gesetze-im-internet.de> <https://justiz.de>

2. Case-law of the higher court/s

<https://www.rechtsprechung-im-internet.de>  
<https://www.bundesverfassungsgericht.de>

3. Information about the judicial system

<https://www.bmj.de>