

Population **8 542 320**

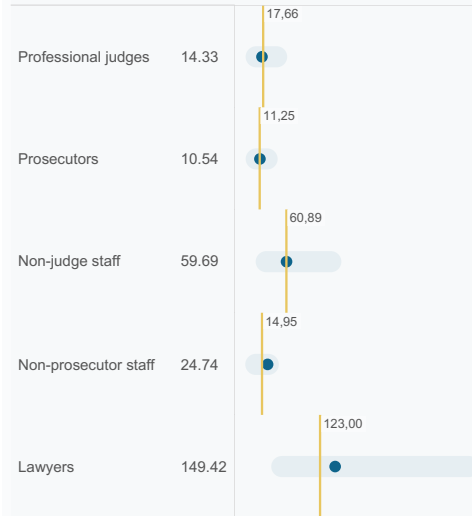
GDP per capita **73 697 €**

Avg gross annual salary **71 641 €**

Exchange rate **1.09**

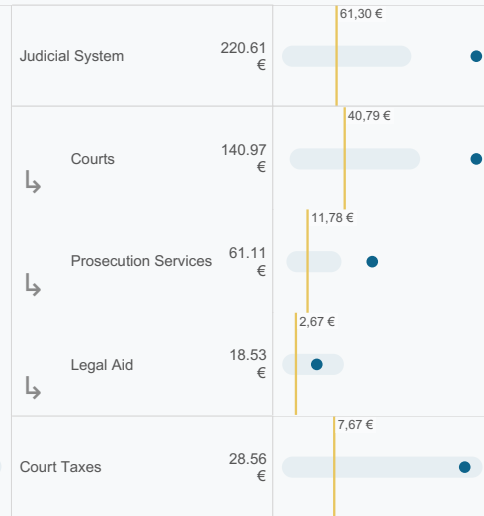
Human Resources

per 100 000 inhabitants



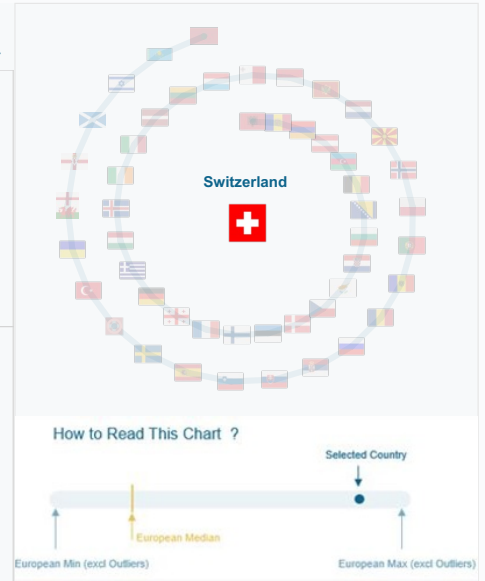
Financial Resources

Implemented budget in Euros, per inhabitant



Salaries of judges and prosecutors

Ratio with average annual salary at the beginning and the end of career



CEPEJ efficiency Indicators

Clearance Rate (CR) = (Resolved Cases / Incoming Cases) *100 | Disposition Time (DT) = (Pending Cases / Resolved Cases) *365
 Incoming Cases = All new cases at that instance within the year | Resolved Cases = Cases finalised at specific instance within the year | Pending Cases = Unresolved Cases on the 31st of December

Case Type	Instance	Clearance Rate (%)	Clearance Rate		Disposition Time (days)	Disposition Time	Incoming Cases /100 inhabitants		Resolved Cases /100 inhabitants		Pending Cases /100 inhabitants	
			Value	Range			Value	Range	Value	Range	Value	Range
Civil cases	1st Instance	100%	101%	100-102%	110 days	201	2.56	2.23	2.56	2.14	0.78	1.16
	2nd Instance	99%	102%	99-102%	112 days	141	0.19	0.23	0.19	0.24	0.06	0.11
	Highest Instance	99%	99%	99-102%	125 days	207	0.02	0.05	0.02	0.05	0.01	0.02
Criminal cases	1st Instance	100%	100%	99-100%	100 days	122	0.48	1.62	0.48	1.58	0.13	0.44
	2nd Instance	97%	99%	97-99%	137 days	104	0.12	0.16	0.11	0.15	0.04	0.04
	Highest Instance	113%	98%	98-99%	87 days	114	0.02	0.02	0.03	0.02	0.01	0.00
Administrative cases	1st Instance	101%	100%	97-100%	203 days	241	0.12	0.33	0.13	0.35	0.07	0.18
	2nd Instance	99%	97%	97-98%	253 days	209	0.32	0.10	0.32	0.11	0.22	0.05
	Highest Instance	100%	98%	98-99%	146 days	228	0.05	0.04	0.05	0.03	0.02	0.02